



Classes - VF Spring Conference 2024 in Story, Wyoming



	Thursday, June 20	Friday, June 21	Saturday, June 22
	Breakfast	Breakfast	Breakfast
Morning 9-11:30	Beginners - Hibbard	Beginners - Hibbard	Beginners - Hibbard
	Butting, LO: Norma Sturges Method I --Manges	Butting, LO: Triangle Butt & Norma Sturges Method II --Manges	Butting, LO: Annie's Fanny --Manges
	Candle Basket - Winship	Candle Basket - Winship	
	Lunch	Lunch	Lunch
Afternoon 1-3 § 3-5	Zigzag Bag - Manges	Zigzag Bag - Manges	Multistrand Border - Manges
	Betsy Sturges Talk & Rugs	Multistrand Border- Manges	
	Dinner	Dinner (early-ish)	Dinner
Evening 7p - ?	Show & Tell	Gathering at Heidi's House	
	Wild, Wild West Rug Challenge		So long, farewell, auf wiedersehen, adieu - out of building by 9 pm.

Classes at the Valley Forge Spring Conference – June 20-22, 2024



1. Beginner Braiding – Oval 9" X 16" Mat

Teacher: Mary Hibbard

Class Times: Thursday, Friday, and Saturday mornings

Class Description: Using a wool kit assembled by the instructor, learn the techniques needed for braiding and lacing an oval rug of any size. The class is 3 morning sessions. Techniques include braiding, lacing, making double corners, center-line lacing, making increases on curves to keep the rug flat, making a color change, and tapering. Handout with illustrations provided by the instructor for students to print.

Cost: 3 sessions @ \$20 each = \$60, plus a \$15 wool kit

Supplies: Wool kit for \$15 is required to purchase from the instructor. A list of additional supplies will be sent to students by the instructor along with possible sites for purchasing these supplies.

Max number of students: 12

Minimum number of students: 2

Folds: Left Opening

Level: Beginner

Prerequisite skills: None

Teacher Bio: Mary Hibbard took her first braiding class 12 years ago at New England Braids in Methuen, MA. Since that time she has attended many Braiding events and taken classes to advance her skills. She is a member of the Valley Forge Rug Braiding Guild. Mary began teaching beginning rug braiding a few years ago via zoom.



2. Class: Candle Basket

Teacher: Cathy Winship

Class Times: Thursday and Friday mornings

Class Description: The basket is made with a continuous braid and finished with a Double-Double braid. No butting required.

Cost: 2 sessions @ \$20 each = \$40

Kit: None

Max number of students: 8

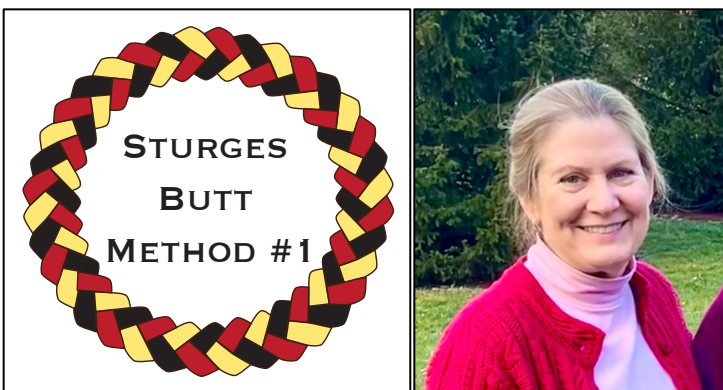
Minimum number of students: 2

Folds: Left and Right Opening

Level: Beginner

Prerequisite skills: Standard braiding

Teacher Bio: I have been braiding about 10 years and in recent years began teaching at retreats, a local craft studio, and on zoom. Drawing inspiration from other braiders, I enjoy learning new techniques and designing rugs. I have collaborated with braiders on special projects and exhibited work.



3. Class: Norma Sturges' Butt Method #1

Teacher: Christine Manges

Class Times: Thursday morning

Class Description: This method is the easiest method you will ever learn for butting braids. While it is not suitable for the outside row of a project, it is fine for all other braided rows.

Cost: 1 session @ \$20 each = \$20

Kit: None

Max number of students: 10

Minimum number of students: 2

Folds: Left Opening or Right Opening

Level: Confident Beginner

Prerequisite skills: Basic Braiding Skills

Teacher Bio: Christine has been braiding since 2006. She is one of the co-authors of the book, *Combining Rug Hooking and Braiding*. She has been teaching rug braiding in person and online since 2008. She is the current president of the Valley Forge Rug Braiding Guild, and lives in Pittsburgh, PA.



4. Class: Norma Sturges' Butt Method #2 & Triangle Butt, Left Opening

Teacher: Christine Manges

Class Times: Friday morning

Class Description: The Triangle Butt (and its variations, including Sturges Method #2) is an excellent butt for small spaces as it requires only 3 loops in a row to perform the butt. Many use it as their primary butt method.

Cost: 1 session @ \$20 each = \$20

Kit: None

Max number of students: 8

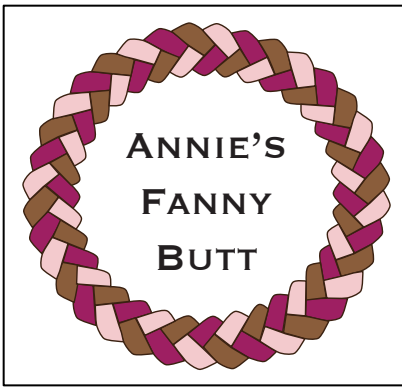
Minimum number of students: 2

Folds: Left Opening

Level: Confident Beginner

Prerequisite skills: Basic Braiding Skills

Teacher Bio: See previous bio.



5. Class: Annie's Fanny Butt Method for Left Opening Braiders

Teacher: Christine Manges

Class Times: Saturday morning

Class Description: The Annie's Fanny Butt Method requires 7 straight braid loops. It is a "2-parallel strand" method, in which two of the braid strands are sewn first and then the third strand is re-braided from either side. It has the advantage of sewing the seams with straight-ended strands rather than diagonally cut strands, which can stretch and cause difficulties.

Cost: 1 sessions @ \$20 each = \$20

Kit: None

Max number of students: 8

Minimum number of students: 2

Folds: Left Opening

Level: Confident Beginner

Prerequisite skills: Basic Braiding Skills

Teacher Bio: see previous bio.



6. Class: Braided Zigzag Tote Bag

Teacher: Christine Manges

Class Times: Thursday and Friday early afternoons

Class Description: The small bag on the left is the one we will make in class, although a larger bag can be started in class if desired. Working with two braids at once, the braids spiral around each other to create the striking zigzag design. Each braid creates one handle and then is finished with a fringe or a rapid taper. Requires two strongly-contrasting fabrics. Easier than it looks!

Cost: 2 sessions @ \$20 each = \$40

Kit: None

Max number of students: 10

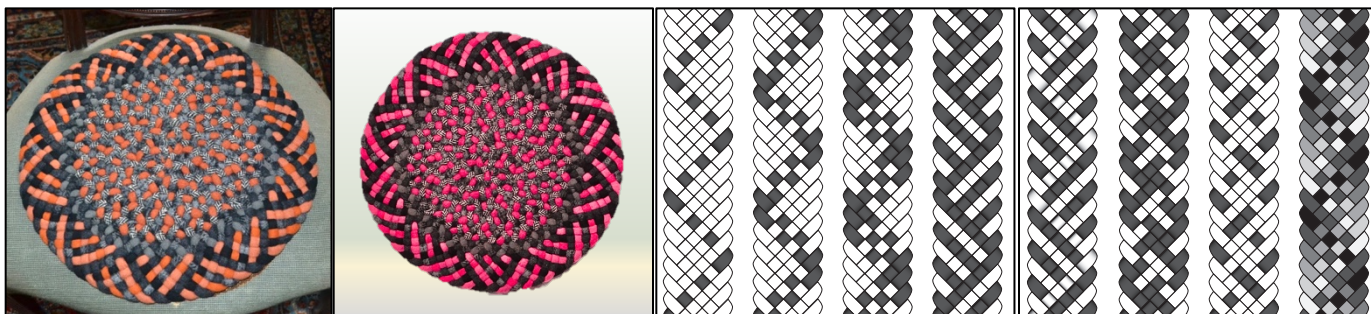
Minimum number of students: 2

Folds: Left or right opening

Level: Confident Beginner

Prerequisite skills: Basic braiding skills

Teacher Bio: See previous bio.



7. Class: Multistrand Border & Butt

Teacher: Christine Manges

Class Times: Friday late afternoon and Saturday early afternoon

Class Description: Add a beautiful multistrand border to your next project! Learn to braid a 7-strand braid and how to butt it using the Diagonal Butt method. Options for different 7-strand patterns will be presented. Left opening only.

Cost: 2 sessions @ \$20 each = \$40

Kit: none, but teacher will have table-top multistrand braiding stands for sale if needed.

Max number of students: 10

Minimum number of students: 2

Folds: Left

Level: Intermediate

Prerequisite skills: Knowledge of any butt method for 3-strand braids will make the multistrand butting process easier.

Teacher Bio: See previous bio