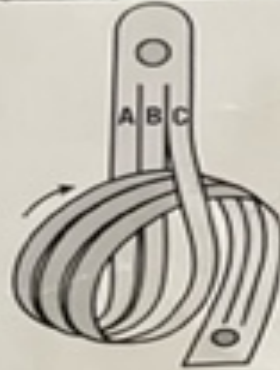


## Braiding with Leather -- Instructions



**Step 1:** Left to right, call strands A, B & C.




**Step 2:** Pass bottom end up between strands B & C.



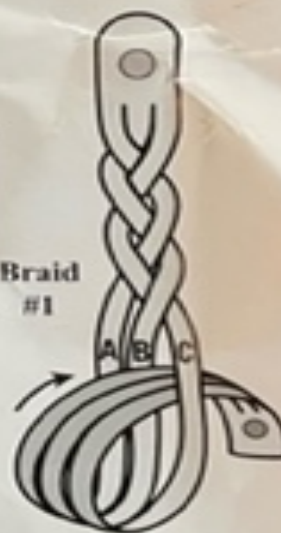
**Step 3:** To make braid #1: Pass A over B; C over A; B over C.



**Step 4:** Pass bottom end between strands C & B.



**Step 5:** Pull bottom end down. Work braid up to top.



**Step 6:** Repeat Steps 1 through 5 to add more braids.