

## Dye Supplies Covered in Kris McDermet's Videos

\*\*The equipment used in dyeing must ONLY ever be used for dyeing: keep all dye equipment separate from your cooking supplies.

1. **Dye Book:** Primary Fusion (\$17) by Ingrid Hieronimus. Using just 4 dye colors (Sun Yellow, Black, Brilliant Blue, and Magenta), the book gives recipes for creating the dye colors in the samples (\$60 for swatches of the recipe colors).  
<http://www.rughookinghome.com/categories/5>

You don't have to use this book: you can order specific colors from dye companies (see #6) and just use them if desired.

2. **Pans:** Kris suggests large restaurant "steam table" pans. Look for used pans in restaurant supply stores. Full size = 20-22" long by 12" wide; 4 to 6 inches deep. Many sizes available.

3. **Heat-Resistant Gloves:** "Bluettes" in grocery or hardware stores.

4. **Beakers:** Heat-safe Glass or Plastic. Kris uses 1 cup (250 ml) (\$1.65) and 4 cup (1000 ml) (2.95) tri-pour plastic beakers, available from ProChem & Dye:  
<https://prochemicalanddye.net/tools-supplies.html?p=4>

5. **Citric Acid Crystals** (1 Tbsp/yard of wool) or **White Vinegar** (3/4 c/yard of wool)

6. **Acid Fast Dyes** for Animal Fibers: Wool, Silk. The 4 ProChem dyes used in the Primary Fusion book are available in the Basic Starter Kit:  
<https://prochemicalanddye.net/all-dye-samplers-starter-kits/samplers-starter-kits-for-wool-silk-nylon-other-plant-fibers/pro-washfast-acid-6-dye-samplers.html>

Other Acid Fast Dye Companies: Cushing, Jacquard (Dharma Trading Co), Magic Carpet.

7. **Electric Tea Kettle**

8. **Measuring Spoons** – one set of regular (1/4, 1/2, and 1 teaspoon) and one set of "dye spoons" that go from 1/8 to 1/128 teaspoon (\$74.50 from the Woolery). Or, buy "A dash, a pinch, and a smidgeon" spoons: dash = 1/8 tsp; pinch = 1/16; smidgeon = 1/32; nip = 1/64 (\$8 on Amazon).

9. **Dawn** dish detergent OR **Jet Dry** or **Synthrapol**: a small squirt in the fabric soaking water helps the wool to get thoroughly wet more quickly.

10: **Miscellaneous Supplies**

Pot Holders, Dish Towels; Bucket/pan for soaking wool

Shower Curtain or vinyl to cover counters

Spatula, Tongs, Large Spoons from thrift stores to lift & move hot, wet wool

Long (ice tea) spoons for stirring dye


Toothpicks for levelling off dye measures

White paper towels – to cover working area, & check dye colors

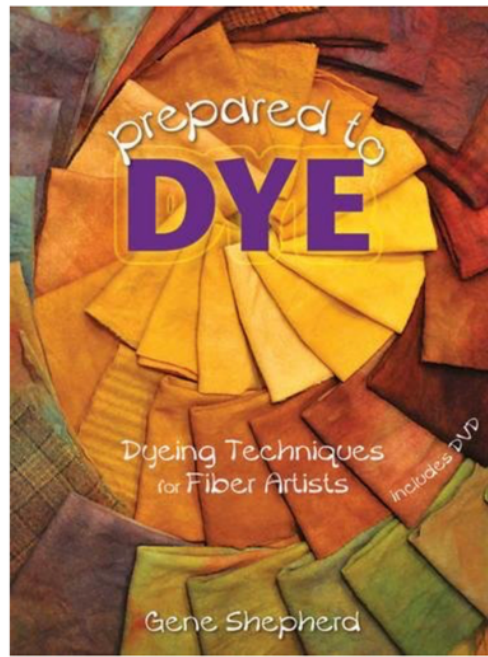
Small jar (peanut butter size) filled with coarse salt for cleaning dye spoons without water

\*\*Composition Book to record your dye journey... you will never remember exactly what dye recipe you used unless you write it down! Cut out a small dyed sample and tape it into the book.

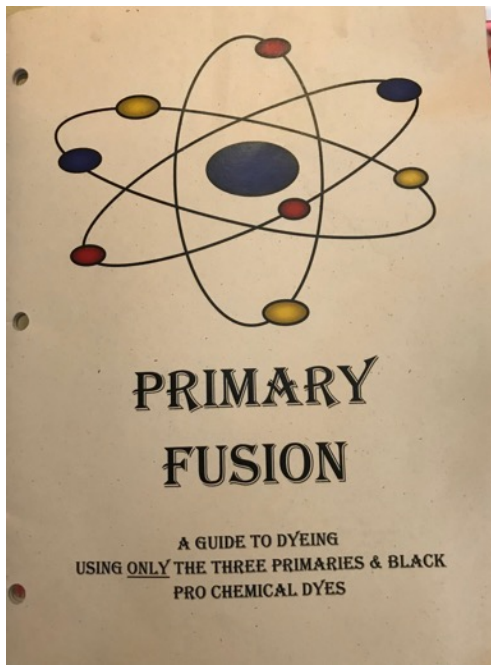
**More Dye Books Next Page:**




Dyeing Wool  
By Karen Schellinger



Prepared to Dye  
By Gene Shepherd



Primary Fusion  
By Ingrid Hieronimus



Comprehensive Dyeing Guide  
By Maryanne Lincoln